

Description and application

Nozzle round diffuser NWO-5 is used for ventilation and air conditioning industrial and public buildings with a height of 2.5 m - 4.5 m, such as offices, hotels, cinemas, conference rooms, supermarkets. They are characterized by easy assembly in suspended ceilings, plenum boxes or directly on circular ducts. Assembly is done using visible screws on the edge of the faceplate or using a central mounting. By appropriate location of the nozzle in the faceplate we get different directions supplied air or the rotational motion

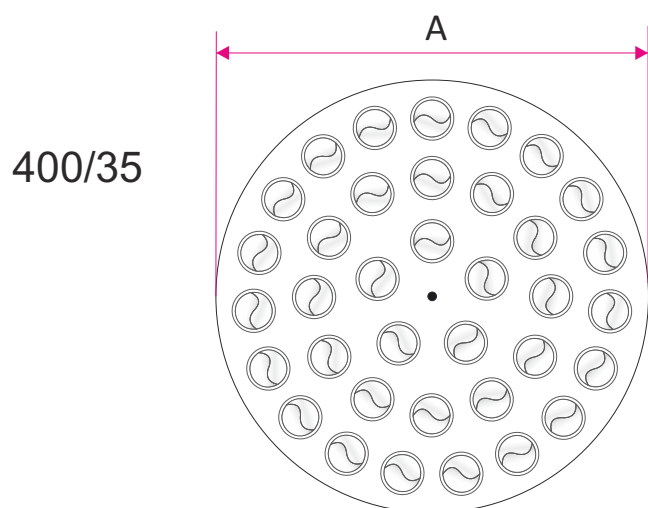
Nozzle diffuser has Hygienic Certificate HK/K/0522/01/2016

Material and workmanship

Diffusers are made up of faceplate galvanized sheet steel powder coated white RAL 9016 and specially profiled nozzles made of plastic in white. Upon customer request we can paint faceplate in any color from RAL palette and made of special stainless steel or aluminum.

Size

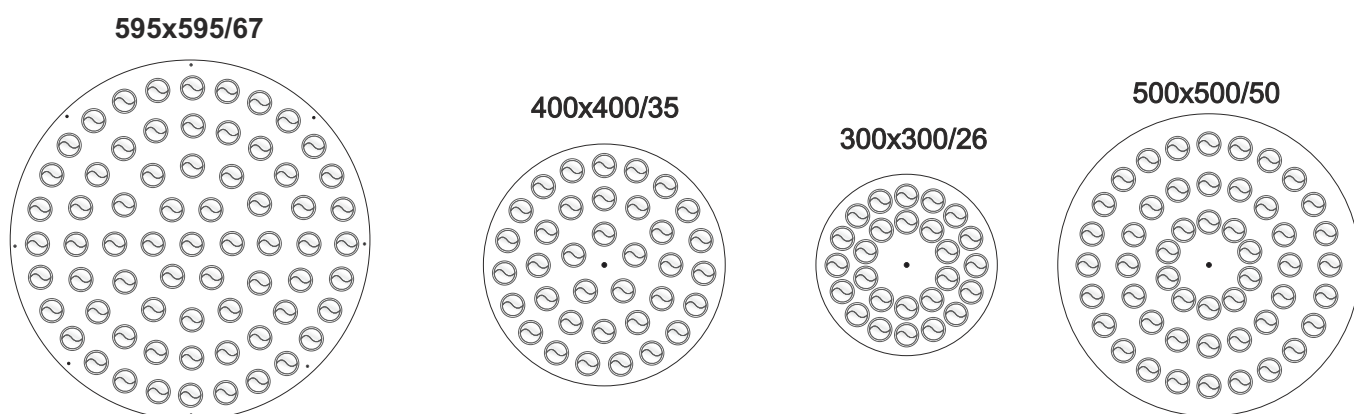
The diffusers are manufactured on order. Examples dimensions of the diffusers are given in the table.



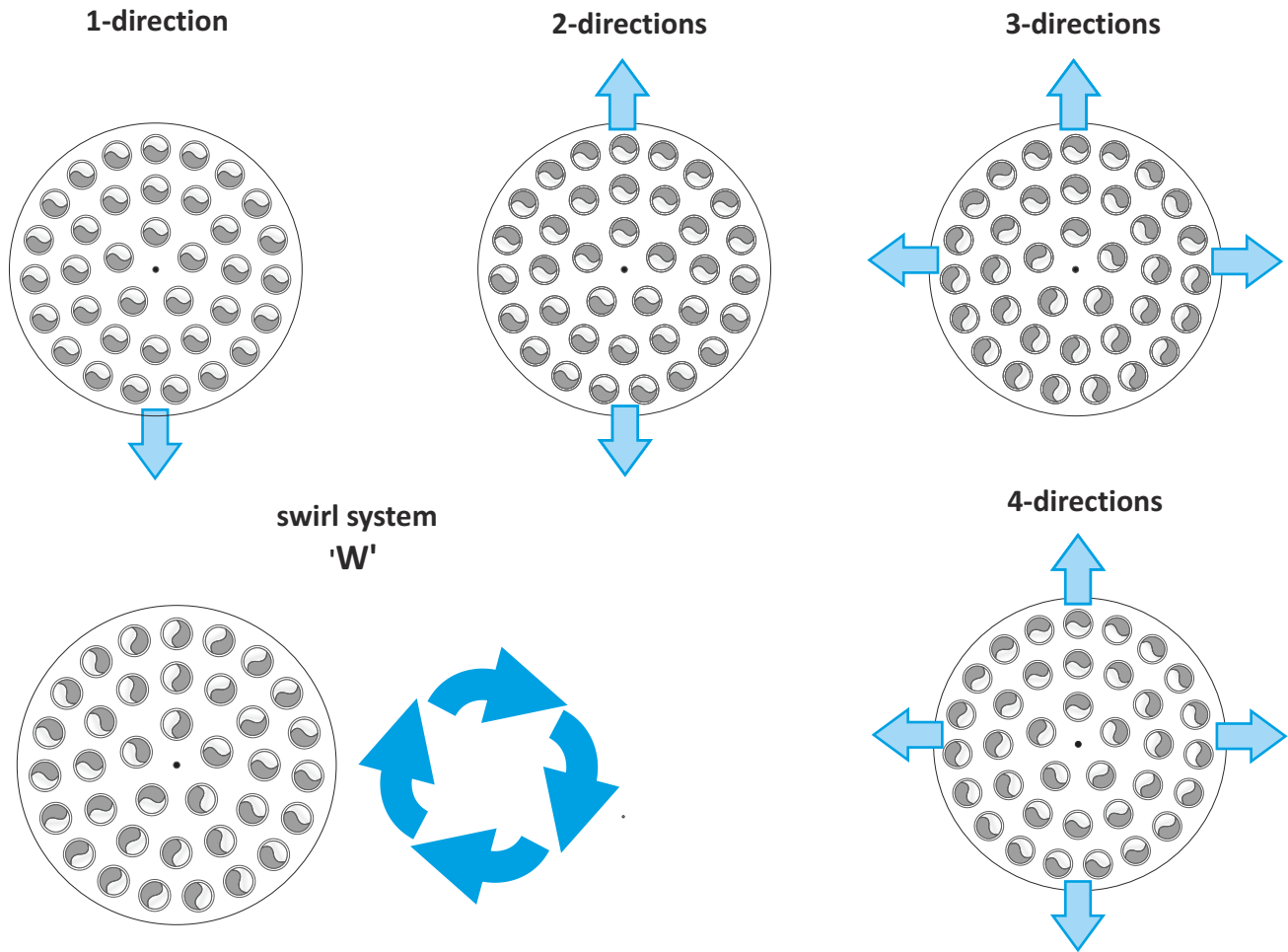
Size A	Quantity of nozzles*
300	26
400	35
500	50
600	67

*- quantity proposed by the producer

Sizes - examples of the nozzles arrangement

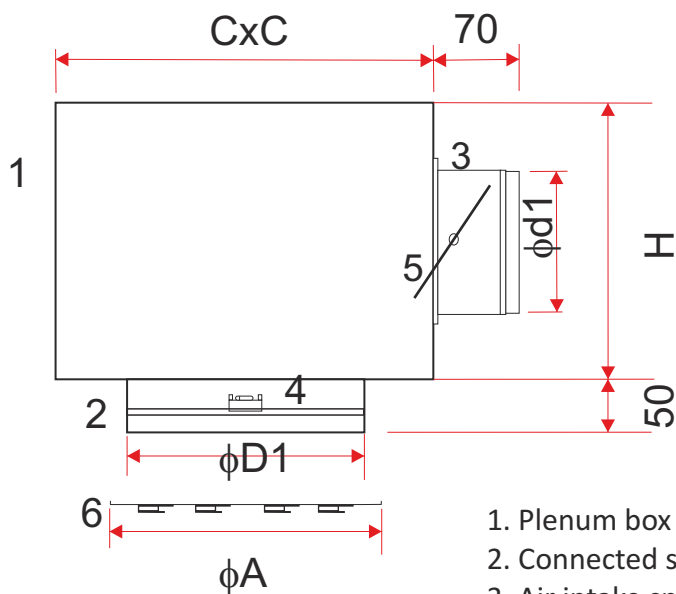


Execution - examples of the nozzles arrangement



Accessories- plenum box

Plenum box is made of galvanized steel. On request it can be equipped with a damper control onto the connected spigot. The plenum box can be isolated inside with rubber (acoustic) or outside with mineral wool (thermal). In the standard height of the plenum box is adapted to size of the spigot or diffuser size (you can specify the height of the plenum box).



1. Plenum box
2. Connected spigot
3. Air intake spigot
4. Crossbar
5. Adjustment damper
6. Round swirl diffuser NWO-5

Size A	C	H	$\phi d1$	$\phi D1$
300	395	280	158	295
400	495	330	248	395
500	595	380	313	495
600	695	380	313	595
625	720	595	398	620
825	920	595	398	820

Other sizes are produced on customer request

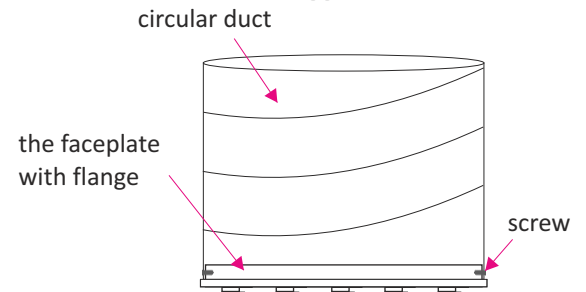
Methods of mounting

W1



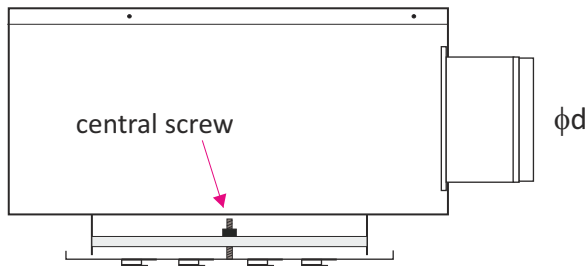
Assembly visible using screws and the mounting holes in the corners of diffuser faceplate.

W2



Assembly of the diffuser directly into the round duct using self-drilling screws. The diffuser has permanently mounted flange which is placed inside the duct.

W3



Central assembly through the crossbar (WMC) mounted in the plenum box and the central mounting screw.

The method of placing an order

Please make orders according to the following formula:

NWO-5 / 'R' / 'L' / 'N' / 'RAL' / 'M' / 'W' + 'SR' / 'I' / 'P' / 'K' / 'H'

- 'R' the size of the diffuser: **300, 400, 500, 600, 625, 800, 825**
- 'L' quantity of nozzles
- 'N' air flow direction: **1-direction, 2-directions, 3-directions, 4-directions, W**
- 'RAL' diffuser color according to RAL palette (standard RAL 9016*)
- 'M' material:
ST - powder coated steel*
AL - aluminum powder coated
KO - stainless steel / acid proof steel (type 1.4301 or 1.4404)
- 'W' mounting option:
W1 - visible assembly with screws
W2 - assembly directly into the round duct using screws
W3 - the central assembly using the crossbar (in plenum box)
- 'SR' plenum box:
SR-G2 - plenum box with top spigot connection
SR-B2 - plenum box with side spigot connection
- 'I' isolation:
none - plenum box without isolation*
Iz - outside isolation (thermal)
Iw - inside isolation (acoustic)
- 'P' adjustment damper at spigot connection:
none - no damper*
P - damper on spigot connection adjustable from the outside
PP - damper on spigot connection adjustable from the inside
- 'K' diameter spigot connection in size mm
- 'H' the height of the plenum box in mm*

* - If you don't give the information will be used standard parameters.