

Description and application

Grille ALWP-1 has been created especially for buildings of high standard, where aesthetics are important in spaces such as hotels and conference rooms. Grille performs the functions of supply and exhaust air. It is designed for wall mounting in previously prepared mounting holes. The grille frame may have embossing on the screws, for attaching the grille directly to the wall, but because of the kind of frame it is recommended for invisible assembly with an additional mounting frame. Solid construction causes ALWP-1 is resistant to mechanical damage, while not losing any lightness (aluminum) so that it can also be mounted in sports halls.

Grille has Hygienic Certificate HK/K/0522/01/2016

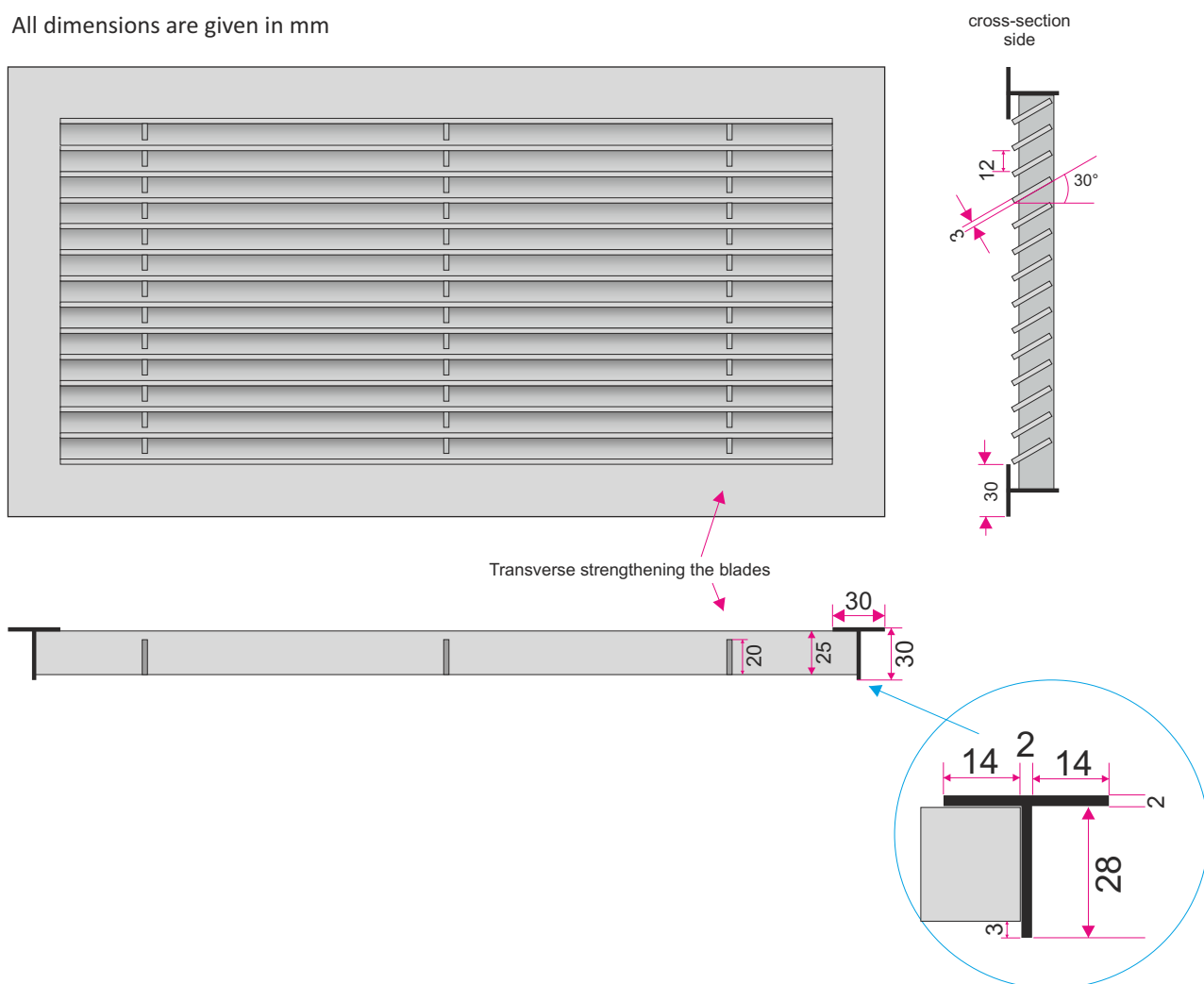
Material and workmanship

The grille is all made of aluminum powder coated. On customer request can be powder coated to any color from the RAL palette. Grille frame standard is made of an aluminum T-bar (T).

Size

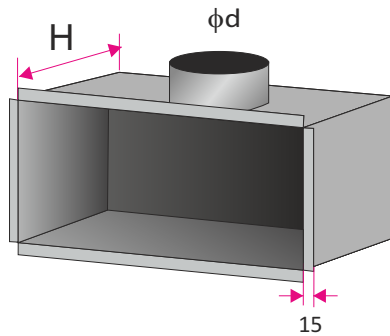
Grilles are manufactured to order. Grilles dimension by the customer request.

All dimensions are given in mm

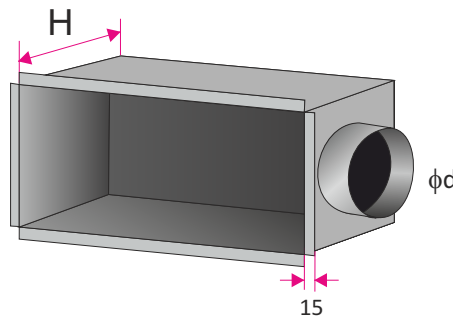


Accessories- plenum box

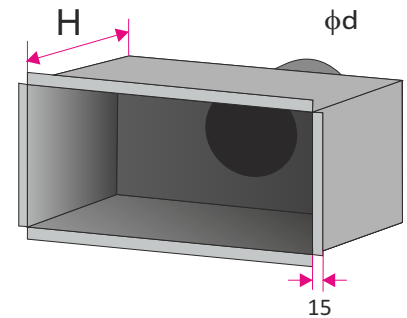
Plenum box is made of galvanized steel. On request it can be equipped with a damper control onto the connected spigot. The plenum box is isolated inside with rubber (acoustic) or outside with mineral wool (thermal). In the standard height of the plenum box is adapted to size of the spigot or diffuser size (you can specify the height of the plenum box).



SR-Gw - plenum box with the spigot on the top



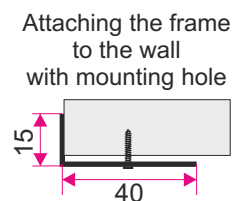
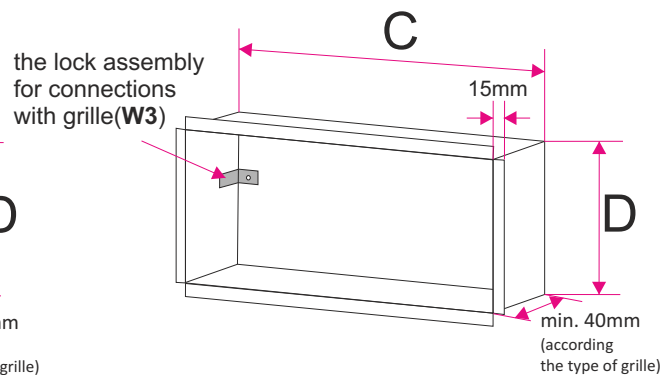
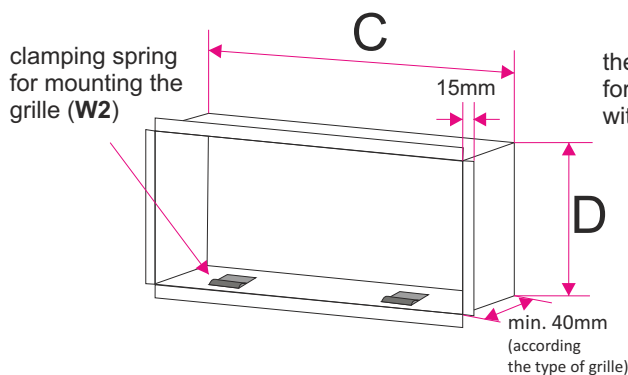
SR-Bw - plenum box with the spigot on the side



SR-Tw - plenum box with the spigot on the back

Accessories - RM frame for invisible installation

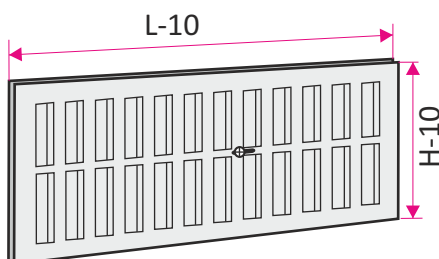
RM frame used in the ventilation holes for invisible mounting ventilation components. Mounting frame for grilles in standard are made of galvanized steel (in the case of aluminum grilles on request frame can be also aluminum). There is possibility to make mounting frame with a filter.



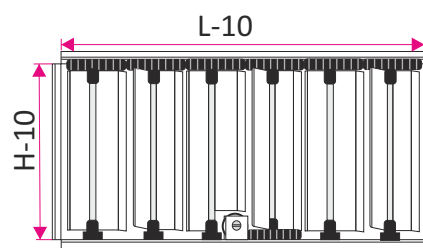
$C = L-5$
 $D = H-5$
LxH - size of mounting hole

Accessories- dampers

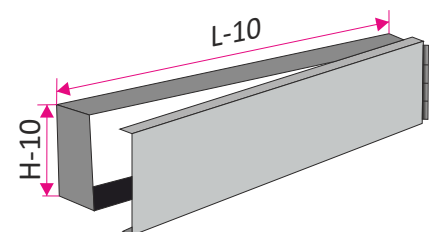
Grille ALWP-1 can also be equipped with a damper, positioned directly behind the grille blades. In this type of grill, damper regulation is possible from the front side of grille, without the need for disassembly (between the blades). Below there are the types of dampers used for the ventilation grilles.



GS - slot damper
(above the size of 525x425 the damper must be divided)

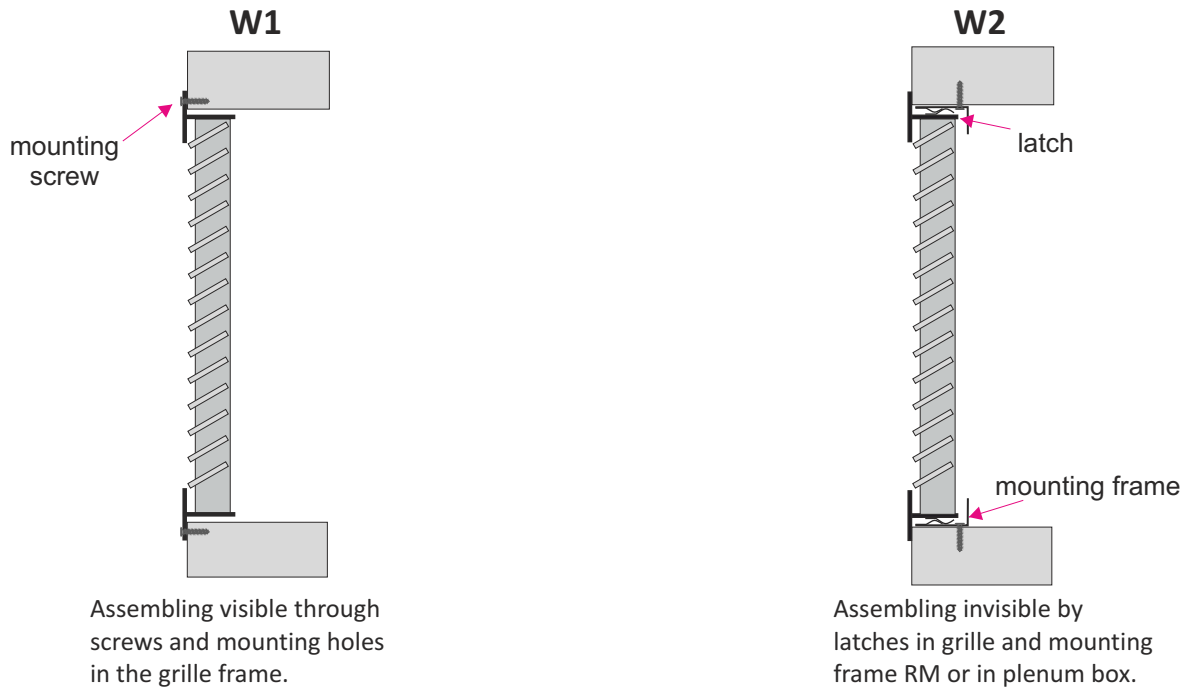


GP - damper with counter running blades
(above the size of 525x425 the damper must be divided)



GU - cantilevered damper
(especially recommended for grilles to spiro channel)

Methods of mounting - ALWP-1-30



The method of placing an order

Please make orders according to the following formula:

ALWP-1-30/ 'G' / 'LxH' / 'RAL' / 'W' + 'SR' / 'I' / 'P' / 'K' / 'H'

- 'G'
- adjustment by damper
 - none** - grille without damper*
 - GP** - regulation by damper with counter running blades behind grille
 - GS** - slot damper
 - GU** - cantilevered damper
- 'LxH'
- mounting hole size (width x height) in mm
- 'RAL'
- grille color according to RAL palette (standard RAL9016*)
- 'W'
- mounting option:
 - W1** - visible assembly through screws in holes in grille front frame*
 - W2** - invisible mounting using latch springs and additional mounting frame
- 'SR'
- plenum box:
 - SR-Gw** - plenum box with top spigot connection
 - SR-Bw** - plenum box with side spigot connection
 - SR-Tw** - plenum box with back spigot connection
- 'I'
- isolation:
 - none** - plenum box without isolation*
 - Iz** - outside isolation (thermal)
 - Iw** - inside isolation (acoustic)
- 'P'
- adjustment damper at spigot connection:
 - none** - no damper*
 - P** - damper on spigot connection adjustable from the outside
 - PP** - damper on spigot connection adjustable from the inside
- 'K'
- diameter spigot connection in size mm
- 'H'
- the height of the plenum box in mm*

* - If you don't give the information will be used standard parameters.